








# Betalautomat - Lulsundsberget Kompanivägen 25-31



## Lulsundsberget Kompanivägen 25-31

-  T1.1 Vegetationsyta (3.700 m<sup>2</sup>)
-  T1.2 Markbeläggning (3.450 m<sup>2</sup>)
-  T1.13 Naturmark (250 m<sup>2</sup>)
-  T1.12 Träd, buskar, häckar & rabatter.
-  T1.32 Lek/idrottsutr.
-  T1.311 Staket
-  Gräns kvartersområde

 **LULEBO** 2075:02

Senaste ändring: 2014-06-24  
Skala: A3=1:1000